

## INSTRUCTIONS FOR ORAL USE – English

Caution: Read all steps before collecting samples.

### DEVICE NAME

iSWAB®-DSC Technology

### INDICATION FOR USE

The iSWAB®-DSC collection device is intended for the collection of double-stranded, large fragment DNA at the point of collection without the need for swab inclusion. The gentle collection and lysis chemistry of the nontoxic iSWAB®-DSC buffer allows for recovery of DNA similar to the genomic DNA generated from blood, making it suitable for complex genomics downstream assays such as microarrays, NGS, and Sanger sequencing. The device can be used for ambient temperature (15-30 °C) transport and storage. Ideal for: paternity testing, genealogy, ancestry, population genomics, cancer research, HLA typing, and epidemiology.

### CONTENTS

iSWAB®-DSC Device

1 sterile swab\*

Plastic "Biohazard" bag with absorbent pad\*§

Extra barcode label (for lab use only)\*

"Exempt Human Specimen" label\* §

The outer box will be used to mail back sample\*

\* Included in Kit format only.

§ Item may not be included in certain countries.

### STORAGE AND STABILITY

Pre-collection: 3 years from date of manufacture between 15-30° C.

Transport temperature, post-collection: 15-30° C.

Sample stability and storage, post-collection: 60 days real time; if longer storage time is required, collected samples can be stored at -20 to -80° C.

Additional information available at [www.mawidna.com](http://www.mawidna.com).

### WARNING AND PRECAUTIONS

For external use and single use only. DO NOT drink, touch, or remove the buffer from the device. Do Not use if device is broken, leaking, or visibly damaged. These products should only be used in accordance with the instructions provided. Avoid eye contact with the liquid in the device. IF IN EYES: Rinse cautiously with water for several minutes. IF INGESTED: Call POISON CENTER. Rinse mouth. Not a Hazardous Combustion Product. Device cap can be a choking hazard. Do not ingest.

Refer to SDS

### DEVICES

All the iSWAB®-DSC family of products consist of one device pre-filled with 400 µL stabilizing buffer.

REF /Catalog Number	Product Name	Stabilizing Buffer
iSWAB®-DSC	iSWAB®-Discovery Human DNA Collection Kit	400 µL
ISF-T-DSC-R	iSWAB®-Discovery Human DNA Collection Device Rack	400 µL x 50 units
ISF-T-DSC	iSWAB®-Discovery Human DNA Collection Device Bag	400 µL x 500 units

### PREPARATION FOR USE

Before sample collection, verify preferred method of collection with your processing lab.

- Note: It is recommended not to eat, drink, or smoke for 30 minutes before collecting your sample
- Do not touch swab tips or allow contact with any other object.
- Tap the device gently 2-3 times before collection to concentrate all liquid to the bottom.
- Use the 1 swab included in kit

**1** Place Device standing up on a flat surface. Peel open bag containing swab and remove the swab. Unscrew Device cap before collecting sample.

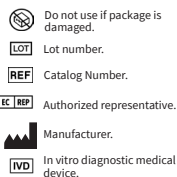
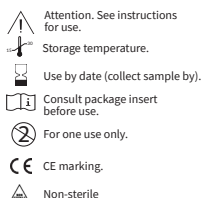
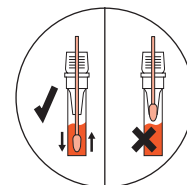
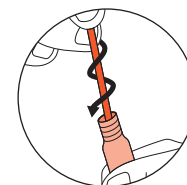
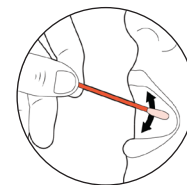
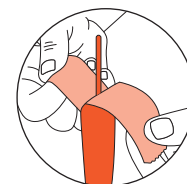
**2** For oral collection: Rub swab tip firmly against the inside of your cheek 15-20 times, using light pressure similar to brushing your teeth  
a. Rotate swab tip as you are rubbing  
b. Cover entire cheek from the top to bottom and side to side

**3** Pick up tube and hold steady in one hand. Slowly twist swab into iSWAB tube with a corkscrew motion. There will be resistance, but push swab to the bottom of device.

**4** Hold tube steady and move swab up and down rapidly inside the device 10-15 times without moving the swab out of the liquid.

**5** At this point remove and discard the swab: Hold tube firmly and remove swab by slowly twisting out with a corkscrew motion. Properly dispose used swab in the appropriate biohazard waste in accordance with federal, state, and local regulations.

**6** For Lab or onsite collection: Proceed with sample processing or storage.  
For home collection: Replace cap tightly and place Device in Biohazard bag. The extra barcode label is for lab use only. Place Biohazard bag with Device and extra barcode label back in the box. Place a return address label on top of the box over the original label, and return postage on the upper right corner. Place the "Exempt Human Specimen" label on the bottom left. Do not cover postage or return address. Peel the tape strip from under the top flap and re-seal the box



\*The products shown contain the CE Mark and are approved for IVD use in countries recognizing this standard. In the USA, products are designated For Research Use Only and not for use in diagnostic procedures and will be labeled accordingly.

**Mawi DNA Technologies LLC**  
1252 Quarry Lane, Suite A | Pleasanton, CA 94566  
Tel: 510-256-5186 Toll Free (US & Canada): 855-DNA-SWAB  
[www.MawiDNA.com](http://www.MawiDNA.com)

CE IVD EC REP CEpartner4U  
Esdoornlaan 13 | 3951 DB  
Maarn | The Netherlands  
[www.cepartner4u.com](http://www.cepartner4u.com)

IFU-0109 (E) iSWAB-DSC | Effective Date: 2024-08-12