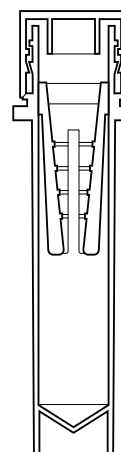


iSWAB™-DNA Technology

Non-Invasive Device for Collection and Stabilization of DNA

The iSWAB™-DNA-1200 and iSWAB™-DNA-250 collection device consists of a collection tube that is pre-filled with 1 mL, and 600 µL, respectively, of the nontoxic iSWAB™-DNA buffer and fitted with a proprietary insert. The insert is designed to optimize the release of specimens collected with swabs into the gentle lytic buffer, creating a minimal footprint and allowing for swab-free transport of specimens. Self-collection or assisted collection can be achieved in less than 5 minutes and is suitable for all population segments including infants, toddlers, and elderlies. iSWAB™-DNA is pre- barcoded for a traceability and storage and is easy to process via manual and automated applications. The device is human gDNA and PCR inhibitor free and collected samples are stable at room temperature (15-30 °C) for 60 days.



Patented internal sample
CONCENTRATION and
STABILIZATION technology

APPLICATIONS

GENETIC ANALYSIS | Epigenetics | Epidemiology | Forensics

VETERINARY TESTING | Genotyping | Breeding | Speciation

ASSAYS | PCR | Sequencing | Genotyping | Gene Expression

- ✓ **SWAB-FREE SAMPLE TRANSPORT** Decrease processing time without compromising sample integrity.
- ✓ **HIGH DNA YIELD** Up to 30µg (iSWAB™-DNA-1200) and up to 15µg (iSWAB™-DNA-250) of double-stranded, long-fragment DNA for use in applications including microarray and NGS.
- ✓ **LOW BACTERIAL CONTAMINATION** <3% bacterial genomic DNA contamination in sample collection.
- ✓ **ROOM-TEMPERATURE STABLE** Eliminates cold chain requirements, reducing storage and transport costs.
- ✓ **SELF-COLLECTION OR ASSISTED COLLECTION IN <5 MINUTES** Suitable for all population segments including infants, toddlers, and elderly people.
- ✓ **TRACEABLE AND RELIABLE CHAIN OF CUSTODY** LIMS-compatible unique barcodes included on each collection device for efficient traceability and storage purposes.
- ✓ **SCALABLE AND EASY TO PROCESS** Manual and automation friendly sample processing.
- ✓ **CERTIFIED FREE OF HUMAN gDNA AND PCR INHIBITORS**

Catalog No.	Description	Stabilizing Buffer Volume
iSWAB™-DNA-1200	iSWAB™-DNA Collection Kit,	1.0mL
iSWAB™-DNA-250	iSWAB™-DNA Collection Kit ,	600µL
ISD-T-1200-R	iSWAB™-DNA Collection Device Rack,	1.0mL x 50 units
ISD-T-250-R	iSWAB™-DNA Collection Device Rack,	600µL x 50 units
ISD-T-1200	iSWAB™-DNA Collection Device Bag,	1.0mL x 500
ISD-T-250	iSWAB™-DNA Collection Device Bag,	600µL x 500 units

mawi

Mawi DNA Technologies LLC
www.MawiDNA.com

1252 Quarry Lane, Suite A | Pleasanton, CA 94566

Tel: 510-256-5186 | US/Canada: 510-256-5186 | 855-DNA-SWAB



IVD EC REP

CEpartner4U **www.cepartner4u.com**

Esdoornlaan 13 | 3951 DB | Maarn | The Netherlands

iSWAB is a trademark of Mawi DNA Technologies LLC. Specifications, terms and pricing are subject to change. Not all products are available in all countries. Please consult your local sales representative for details. © 2013 Mawi DNA Technologies LLC. All rights reserved. Version ISFDS-1.01

*The products shown contain the CE Mark and are approved for IVD use in countries recognizing this standard. In the USA, products are designated For Research Use Only and not for use in diagnostic procedures and will be labeled accordingly.

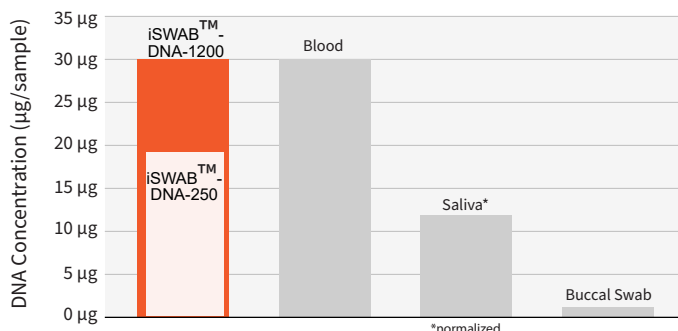
DS-0071 (D) iSWAB-DNA Datasheet Effective Date : 2023-08-31

COLLECT • STABILIZE • CONCENTRATE • TRANSPORT • EXTRACT • STORE

all in a single tube!

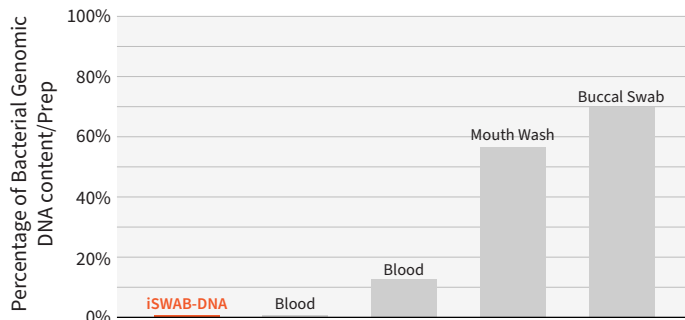
HIGH GENOMIC DNA YIELD

Comparison of Average gDNA Yields Isolated from Different Collection Methods



<3% BACTERIAL CONTAMINATION

Comparison of Average Bacterial Genomic DNA Contamination Detected in Different Collection Methods

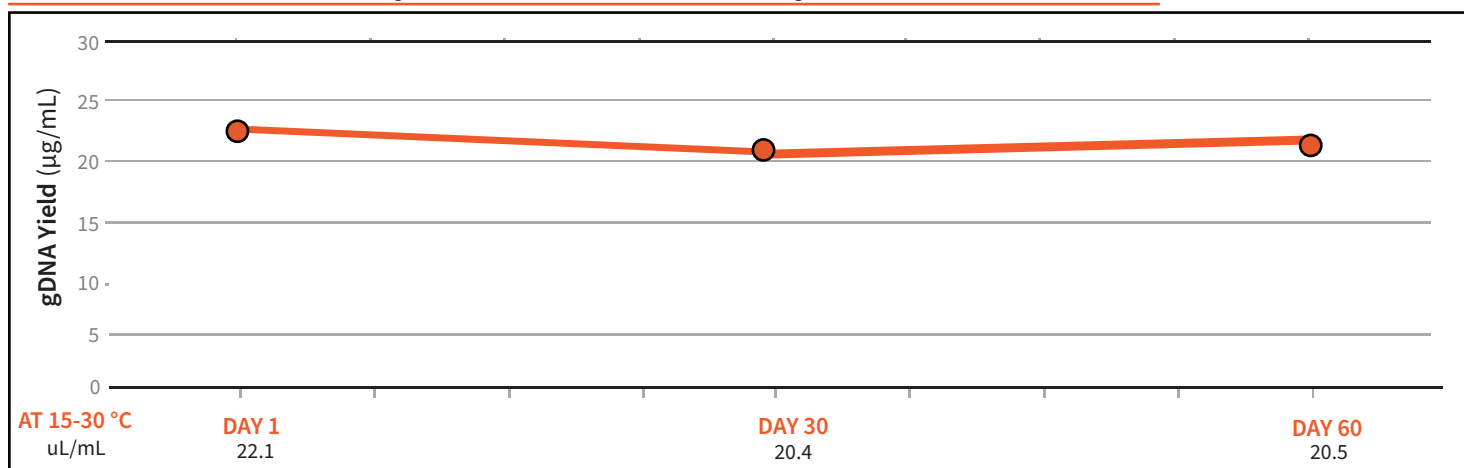


Primers specific for the 16S ribosomal RNA gene were used as a simple method to obtain relative quantification of bacterial DNA.

COMPARISON CHART

Attributes	iSWAB-DNA-250	iSWAB-DNA-1200	Blood	Saliva	Regular Swab	Mouth Wash
Sample Volume	600 µL	1 mL	1 mL	2 mL	Dry	2 mL
Swab Needs to Travel with Sample	No	No	N/A	N/A	Yes	N/A
Collection Time	< 5 min	< 5 min	5-10 min	20-30 min	1 min/swab	5 min
Median Human DNA Yield	5-17 µg	10-30 µg	20-30 µg	10-30 µg	1-2 µg	10-30 µg
Molecular Weight of DNA	> 23 kb	> 23 kb	> 23 kb	> 23 kb	< 23 kb	> 23 kb
Bacterial DNA Content	< 3%	< 3%	< 1%	Up to 40%	Up to 90%	Up to 60%
Storage and Transport	RT	RT	Cold Storage	RT	RT	RT
Stability	Months	Months	Months	Months	Days	Weeks
Capability to Concentrate Sample	Yes	Yes	N/A	N/A	No	N/A
Suitable for All Population Segments	Yes	Yes	Yes	No	Yes	No
Automation Friendly	Yes	Yes	Yes	Somewhat	No	No
Number of Extraction Steps	5	5	7-10	6	10	6
Liquid Sample	Yes	Yes	Yes	Yes	No	Yes
Barcoded	Included	Included	Included	Custom	Custom	Custom
Return Transport Packaging Provided	Yes	Yes	No	No	No	No
Long-term Storage Real Estate	Small	Small	Large	Medium	N/A	Medium

iSWAB-DNA Collected Samples are Stable at Room-Temperature



COMPATIBLE WITH: Investigator Quantiplex Kit (Qiagen, Cat. # 387016) | Promega PowerPlex 16 HS System (Promega, Cat. # DC2101) | EZ1 Advanced XL DNA Investigator Flip-Cap Card (Qiagen, Cat. # 9019933) | TaqMan Open Array Genotyping assays and many others. | Listed assays were validated for Mawi DNA via 3rd party lab. Contact us if assay being used is not listed.

mawi

Mawi DNA Technologies LLC
www.MawiDNA.com

1252 Quarry Lane, Suite A | Pleasanton, CA 94566

Tel: 510-256-5186 | US/Canada: 510-256-5186 | 855-DNA-SWAB

CE IVD EC REP CEpartner4U www.cepartner4u.com
Esdoornlaan 13 | 3951 DB | Maarn | The Netherlands

iSWAB is a trademark of Mawi DNA Technologies LLC. Specifications, terms and pricing are subject to change. Not all products are available in all countries. Please consult your local sales representative for details. © 2013 Mawi DNA Technologies LLC. All rights reserved. Version ISFDS-1.01

*The products shown contain the CE Mark and are approved for IVD use in countries recognizing this standard. In the USA, products are designated For Research Use Only and not for use in diagnostic procedures and will be labeled accordingly.

DS-0071 (D) iSWAB-DNA Datasheet Effective Date : 2023-08-31